



# JOURNAL REPORT MID-YEAR READING & WRITING

ISSN: 2071-8245 (print) | ISSN: 2308-1422 (online)

## 2014

The information contained in this report is propriety. It is understood that all parties shall treat the contents of this report in strict confidence in perpetuity. © 2014 AOSIS (Pty) Ltd.

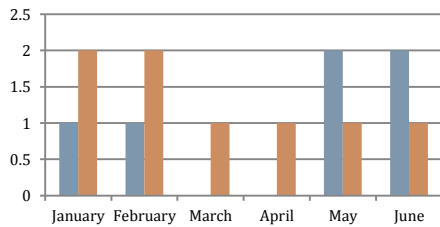
# TABLE OF CONTENTS

## Contents

Manuscript activities	1
Published article activities	3

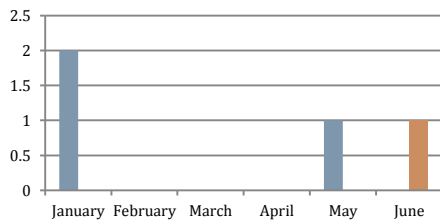
## Manuscript activities

**Monthly submissions:** An overview of the new submissions made monthly to the Journal.



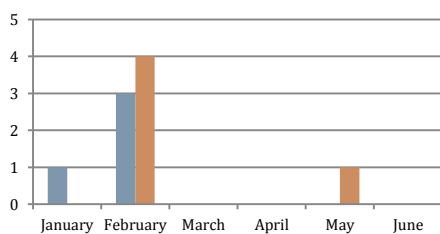
Month	2013 New submission	2014 New submission	Comparison
January	1	2	↑
February	1	2	↑
March	0	1	↑
April	0	1	↑
May	2	1	↓
June	2	1	↓
<b>TOTAL</b>	<b>6</b>	<b>8</b>	

**Monthly desk rejections:** An overview of the desk rejections made monthly by the Editor prior to formal review, these are manuscripts that weren't within the focus and scope of the Journal.




Month	2013 Desk Rejection	2014 Desk Rejection	Comparison
January	2	0	↓
February	0	0	-
March	0	0	-
April	0	0	-
May	1	0	↓
June	0	1	↑
<b>TOTAL</b>	<b>3</b>	<b>1</b>	

**Monthly acceptance:** An overview of the monthly decision made by the Editor, these manuscripts were accepted for publication after review.



Month	2013 Acceptance	2014 Acceptance	Comparison
January	1	0	↓
February	3	4	↑
March	0	0	-
April	0	0	-
May	0	1	↑
June	0	0	-
<b>TOTAL</b>	<b>4</b>	<b>5</b>	

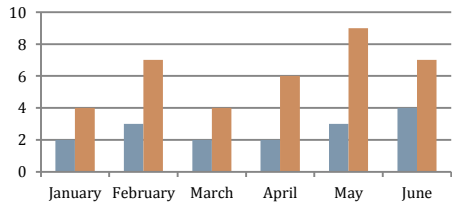
**Monthly submissions declined:** An overview of the monthly decision made by the Editor, these manuscripts were declined for publication after review.



Month	2013 Decline	2014 Decline	Comparison
January	0	0	-
February	0	0	-
March	0	0	-
April	0	0	-
May	0	1	↑
June	0	0	-
<b>TOTAL</b>	<b>0</b>	<b>1</b>	

# READING & WRITING

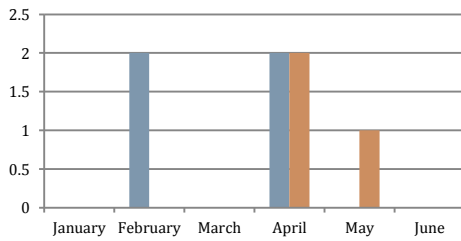
**Monthly in review:** An overview of the amount of manuscripts within the formal peer review process, under consideration for publication.



Month	2013 Review	2014 Review†	Comparison
January	2	4	↑
February	3	7	↑
March	2	4	↑
April	2	6	↑
May	3	9	↑
June	4	7	↑

†, this is a snapshot view each month, and articles can roll-over from the previous month if no decision was made to either accept or reject. This is a clear indication of the workload within the Review stage each month.

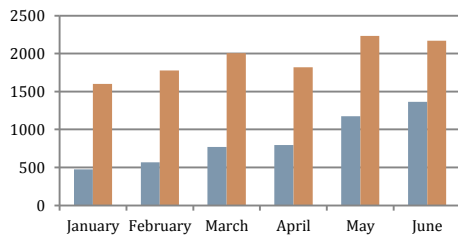
**Monthly published:** An overview of the amount of manuscripts published online.



Month	2013 Published	2014 Published	Comparison
January	0	0	-
February	2	0	↓
March	0	0	-
April	2	2	-
May	0	1	↑
June	0	0	-
<b>TOTAL</b>	<b>4</b>	<b>3</b>	

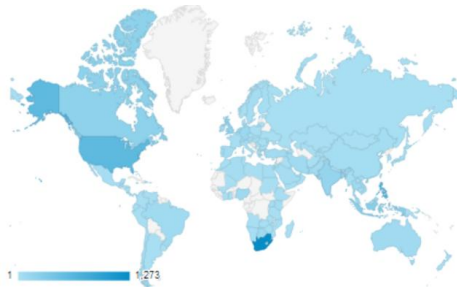
## Published article activities

**Monthly downloads:** An overview of the amount of articles downloaded by the readers (only PDFs and HTMLs).



Month	2013 Downloads	2014 Downloads	Comparison
January	475	1599	↑
February	567	1779	↑
March	770	2005	↑
April	795	1820	↑
May	1173	2235	↑
June	1365	2168	↑
<b>TOTAL</b>	<b>5145</b>	<b>11606</b>	

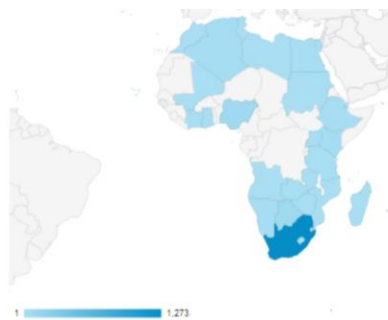
**Country visits:** Analysis of the top ten countries the journal visitor is originating in 2014.



2014 Top Country	2014 Visitors Half year
South Africa	1273
Philippines	675
United States	580
Indonesia	247
Canada	207
United Kingdom	181
India	150
Germany	106
Botswana	81
Netherlands	81

**Page/Visit:** This Average Page Depth metric displays the average number of pages viewed per visit to the journal.

**Africa:** Analysis of the top ten African countries the journal reader is originating in 2014.



2014 African Country	2014 Visitors Half Year
South Africa	1273
Botswana	81
Nigeria	76
Kenya	38
Algeria	26
Egypt	15
Ethiopia	15
Namibia	14
Uganda	14
Morocco	10